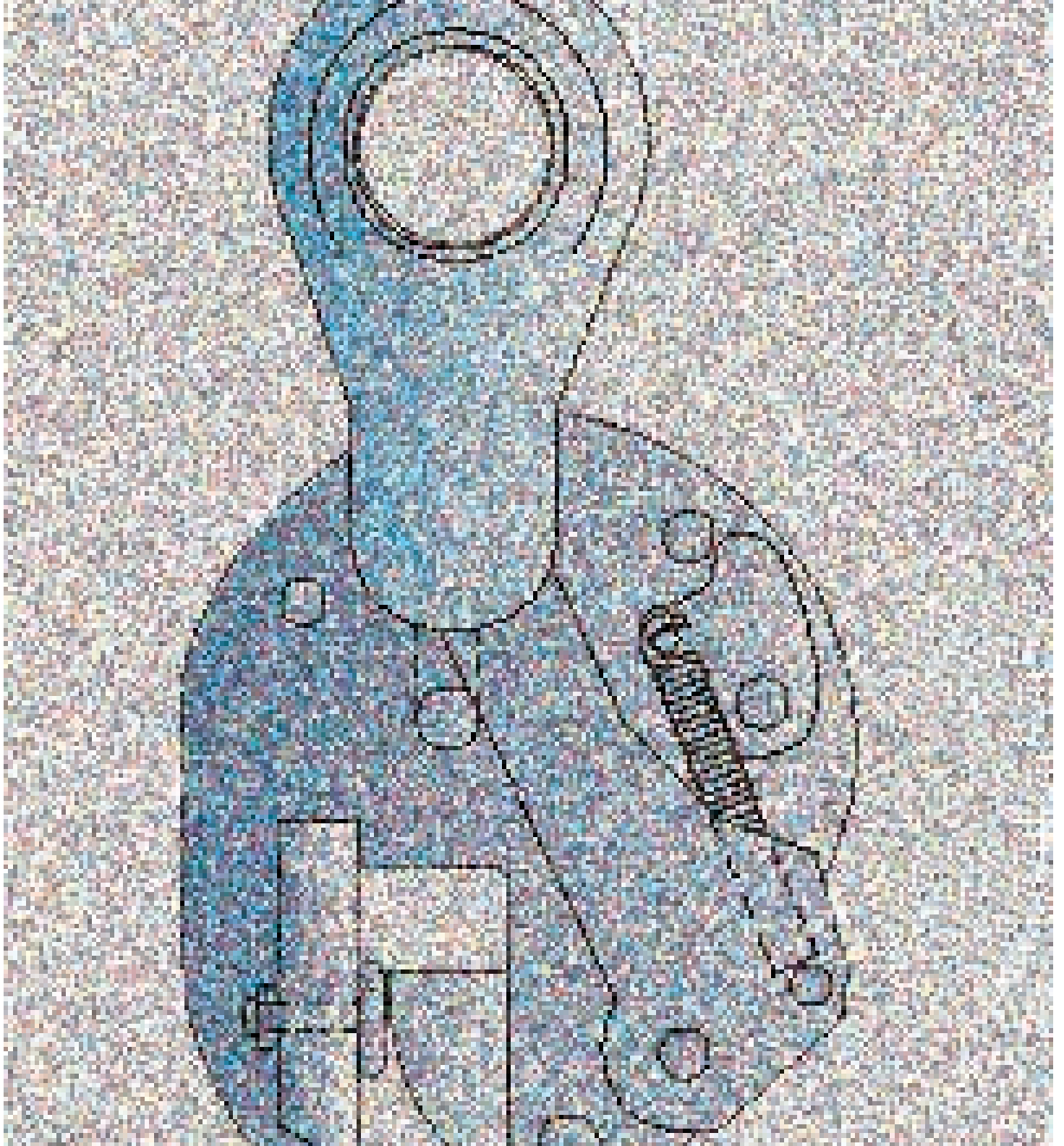




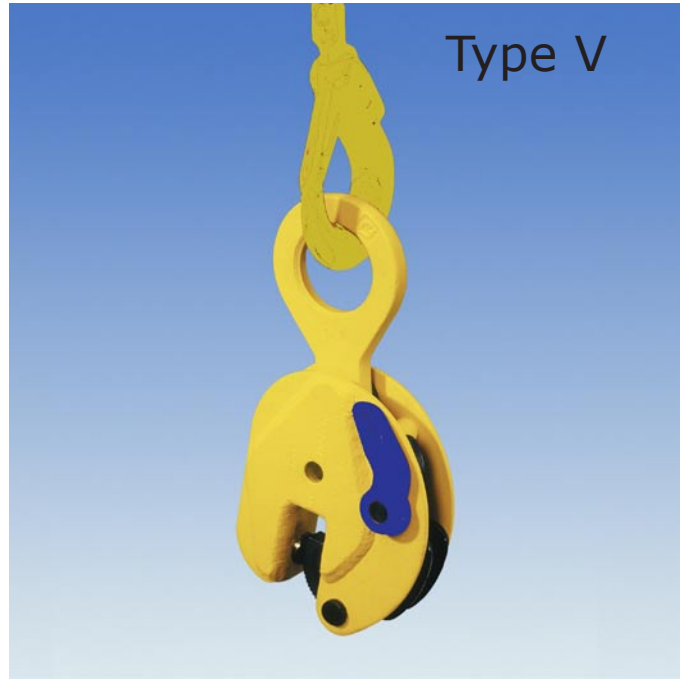
Part #	Model	WLL, tonnes	Jaw opening	Cdn List
151000	.75V	.75t	0-1/2", 0-13mm	312.00
151002	1V	1t	0-1", 0-25mm	405.58
151008	2VW	2t	0-1-3/8", 0-35mm	455.09
151012	3VW	3t	0-1-3/8", 0-35mm	478.67
151014	4.5V	4.5t	0-1", 0-25mm	518.76
151016	6V	6t	0-1-1/4", 0-32mm	686.18
151020	9V	9t	0-1-5/8", 0-40mm	929.05
151022	12V	12t	0-2", 0-52mm	1273.32
151150	.75VU	.75t	0-1/2", 0-13mm	416.00
151152	1VU	1t	0-1", 0-25mm	554.00
151158	2VUW	2t	0-1-3/8", 0-35mm	646.09
151162	3VUW	3t	0-1-3/8", 0-35mm	705.04
151164	4.5VU	4.5t	0-1", 0-25mm	853.60
151166	6VU	6t	0-1-1/4", 0-32mm	924.34
151170	9VU	9t	0-1-5/8", 0-40mm	1336.99
151174	12VU	12t	0-2", 0-52mm	2075.04
151178	2VUS	2t	0-3/4", 0-20mm	833.16
151200	1VEW	1t	0-3-1/8", 0-80mm	1103.54
151202	1.5VEW	1.5t	0-3-1/8", 0-80mm	1266.25
151220	.5NM	.5t	.04-3/4", 1-20mm	855.95
151222	.5NMW	.5t	5/8-1-7/16", 17-37mm	943.20
151224	1NM	1t	.04-1", 1-25mm	1061.10
151300	1VB	1t	0-9/16", 0-15mm	478.67
151302	1.5VB	1.5t	0-3/4", 0-20mm	584.78
151304	3VB	3t	0-1", 0-25mm	700.33
151230	1H	1t	0-1-3/8", 0-35mm	179.21
151232	2H	2t	0-2-3/8", 0-60mm	193.36
151234	3H	3t	0-2-3/8", 0-60mm	264.10
151236	4H	4t	0-2-3/8", 0-60mm	267.63
151238	6H	6t	0-2-3/8", 0-60mm	358.42
151250	2HW	2t	0-4", 0-100mm	229.91
151252	3HW	3t	0-4", 0-100mm	294.75
151254	4HW	4t	0-4", 0-100mm	301.82
151256	6HW	6t	0-4", 0-100mm	365.49
151270	1HS	1t	0-9/16", 0-15mm	275.89
151272	2HS	2t	0-1-3/8", 0-35mm	306.54
151370	1.5HP	1.5t	0-1-9/16", 0-40mm	179.21
151372	3HP	3t	0-1-9/16", 0-40mm	202.79
151374	4HP	4t	0-2", 0-50mm	258.20
151376	6HP	6t	0-2", 0-50mm	287.68
151320	1BE	1t	3-7-1/2", 75-190mm	344.27
151322	2BE	2t	3-7-1/2", 75-190mm	391.43
151324	3BE	3t	3-7-1/2", 75-190mm	509.33
151326	4BE	4T	6-12", 75-300mm	657.88
151328	5BE	5t	6-12", 75-300mm	789.93
151352	.75SC	.75t	0-3/4", 0-22mm	523.48
151354	1.5SC	1.5t	0-1-1/4", 0-32mm	650.81
151356	3SC	3t	0-2", 0-50mm	943.20
151400	.5D	.5t	0-5/8", 0-17mm	238.16
151410	.6DU	.6t	-	334.84
151450	.75VH	.75t	0-1/2", 0-13mm	457.45
151452	1VH	1t	0-1", 0-25mm	568.28
151454	2VH	2t	0-1-3/8", 0-35mm	669.67
151456	3VH	3t	0-1-3/4", 0-45mm	839.45
151470	.75VUH	.75t	0-1/2", 0-13mm	587.14
151472	1VUH	1t	0-1", 0-25mm	780.50
151474	2VUH	2t	0-1-3/8", 0-35mm	985.64
151476	3VUH	3t	0-1-3/4", 0-45mm	1266.25

IRON GRIP LIFTING CLAMPS



Edward H. Pope Limited
 10 Imperial Court Brampton, ON Canada L6T 4X4

905-458-4800
 888-TRY-POPE (879-7673)
 Fax: 905-458-6296
www.ehpope.com




Iron Grip Type VU, VUH# vertical/universal lifting clamp

Model	WLL*	Jaw opening	
		(in)	(mm)
.75VU	.75t	0-1/2	0-13
1VU	1t	0-1	0-25
2VUW	2t	0-1-3/8	0-35
3VUW	3t	0-1-3/8	0-35
4.5VU	4t	0-1	0-25
6VU	6t	0-1-1/4	0-32
9VU	9t	0-1-5/8	0-40
12VU	12t	0-2	0-52
.75VUH	.75t	0-1/2	0-13
1VUH	1t	0-1	0-25
2VUH	2t	0-1-3/8	0-35
3VUH	3t	0-1-3/4	0-45
2VUS**	2t	0-3/4	0-20

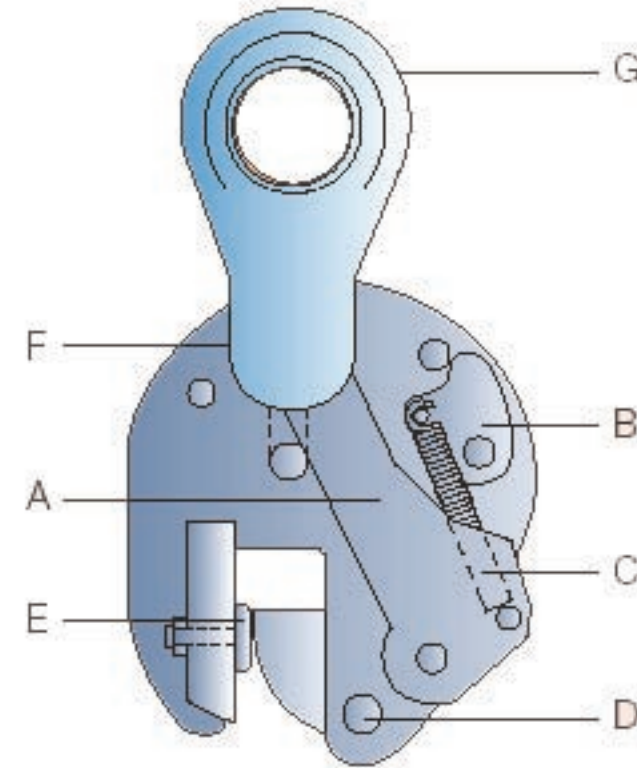
* working load limit, metric tonnes (1t=2200 lbs)

** for stainless steel plates

H model clamps designed for lifting of hard materials (up to 50Rc)



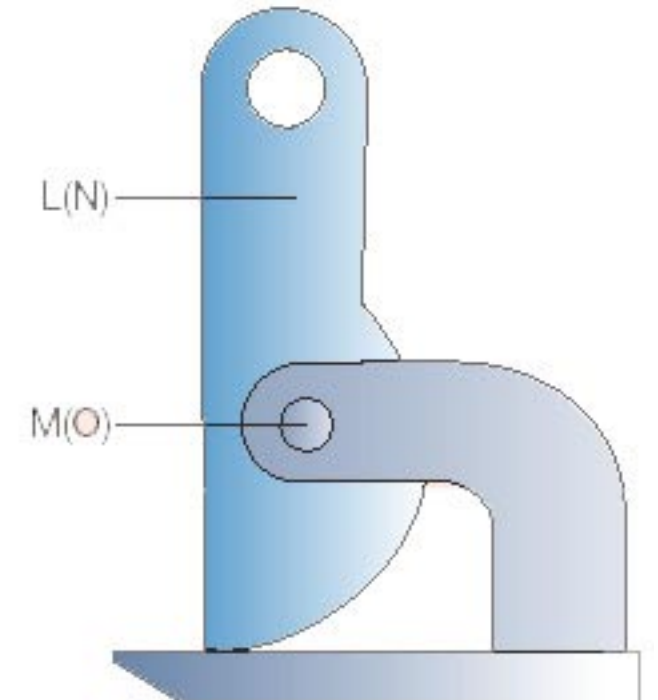
Spare Parts



- A Cam Assembly
- B Lock Lever Assembly
- C Spring
- D Cam Pin
- E Pivot
- F Shackle Pin
- G Lifting Shackle

L(N) Cam Assembly

M(O) Cam Pin



Iron Grip Type V, VH# vertical lifting clamp

Model	WLL*	Jaw opening	
		(in)	(mm)
.75V	.75t	0-1/2	0-13
1V	1t	0-1	0-25
2VW	2t	0-1-3/8	0-35
3VW	3t	0-1-3/8	0-35
4.5V	4t	0-1	0-25
6V	6t	0-1-1/4	0-32
9V	9t	0-1-5/8	0-40
12V	12t	0-2	0-52
.75VH	.75t	0-1/2	0-13
1VH	1t	0-1	0-25
2VH	2t	0-1-3/8	0-35
3VH	3t	0-1-3/4	0-45

*working load limit, metric tonnes (1t=2200 lbs)


H model clamps designed for lifting of hard materials (up to 50Rc)

Iron Grip Type HP

horizontal lifting clamp for steel & concrete pipe

Model	WLL*	Jaw height (in)	(mm)
1.5HP	1.5t	1-9/16	40
3HP	3t	1-9/16	40
4HP	4t	2	50
6HP	6t	2	50

*working load limit **PER PAIR**, metric tonnes (1t=2200 lbs)




Iron Grip Type NM

non-marring vertical lifting clamp

Model	WLL*	Jaw opening (in)	(mm)
.5NM	.5	.04-3/4	1-20
.5NMW	.5	5/8-1-7/16	17-37
1NM	1	.04-1	1-25

*working load limit, metric tonnes (1t=2200 lbs)

Type D



Iron Grip Type D

vertical lifting clamp for steel drums

Model	WLL*	Jaw opening (in)	(mm)
.5D	.5t	0-5/8	0-17

*working load limit, metric tonnes (1t=2200 lbs)

Iron Grip Type VB

vertical lifting clamp for I-beams

Model	WLL*	Jaw opening (in)	(mm)
1VB	1t	0-9/16	0-15
1.5VB	1.5t	0-3/4	0-20
3VB	3t	0-1-1/4	0-32

*working load limit, metric tonnes (1t=2200 lbs)

Type VB




Iron Grip Type DU

vertical lifting clamp for steel drums

Model	WLL*	Jaw opening (in)	(mm)
.6DU	.6t	lifts standard drums	

*working load limit, metric tonnes (1t=2200 lbs)



Iron Grip Type VEW

vertical extra wide jaw lifting clamp


Model	WLL*	Jaw opening (in)	(mm)
1VEW	1t	0-3-1/8	0-80
1.5VEW	1.5t	0-3-1/8	0-80

*working load limit, metric tonnes (1t=2200 lbs)

Iron Grip Type H
horizontal lifting clamp

Model	WLL*	Jaw opening	
		(in)	(mm)
1H	1t	0-1-3/8	0-35
2H	2t	0-2-3/8	0-60
3H	3t	0-2-3/8	0-60
4H	4t	0-2-3/8	0-60
6H	6t	0-2-3/8	0-60
2HW	2t	0-4	0-100
3HW	3t	0-4	0-100
4HW	4t	0-4	0-100
6HW	6t	0-4	0-100


*working load limit **PER PAIR**, metric tonnes (1t=2200 lbs)



Iron Grip Type BE
beam lifting clamp

Model	WLL*	Jaw opening	
		(in)	(mm)
1BE	1t	3-7-1/2	75-190
2BE	2t	3-7-1/2	75-190
3BE	3t	3-7-1/2	75-190
4BE	4t	6-12	150-300
5BE	5t	6-12	150-300

*working load limit, metric tonnes (1t=2200 lbs)



Iron Grip Type HS
horizontal lifting clamp for sagging plates

Model	WLL*	Jaw opening	
		(in)	(mm)
1HS	1t	0-9/16	0-15
2HS	2t	0-1-3/8	0-35

*working load limit **PER PAIR**, metric tonnes (1t=2200 lbs)

Iron Grip Type SC
screw clamp

Model	WLL*	Jaw opening	
		(in)	(mm)
.75SC	.75t	0-3/4	0-22
1.5SC	1.5t	0-1-1/4	0-32
3SC	3t	0-2	0-50

*working load limit, metric tonnes (1t=2200 lbs)

