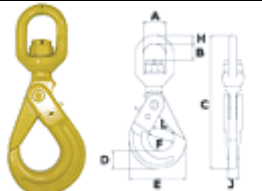
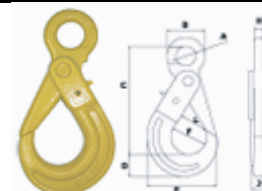


WIRE ROPE HOOKS


Alloy Swivel Self Locking Hooks (with Bronze Bushings)

	part number	WLL, lbs	size	A	B	D	E	F	H	L	weight, lbs/ea
	3020AS	4,500	9/32" - 5/16"	1.42"	1.57"	0.98"	3.43"	1.73"	0.55"	1.30"	2.86
	3032AS	7,100	3/8"	1.65"	1.93"	1.38"	4.37"	2.20"	0.65"	1.77"	4.86
	3054AS	12,000	1/2"	2.09"	2.36"	1.57"	5.35"	2.76"	0.79"	2.13"	9.46
	3080AS	18,100	5/8"	2.36"	2.36"	2.07"	6.81"	3.27"	0.91"	2.64"	17.16
	3160AS	28,300	3/4"	2.95"	2.87"	2.48"	7.76"	3.94"	1.06"	3.70"	25.74


Alloy Eye Self Locking Hooks

	part number	WLL, lbs	size	A	B	C	D	E	F	L	weight, lbs/ea
	4020AS	4,500	9/32 - 5/16"	0.94"	1.85"	5.24"	0.98"	3.39"	1.73"	1.30"	1.85
	4032AS	7,100	3/8"	1.26"	2.46"	6.57"	1.38"	4.33"	2.17"	1.77"	3.47
	4054AS	12,000	1/2"	1.54"	3.15"	8.19"	1.61"	5.35"	2.76"	2.13"	6.86
	4080AS	18,100	5/8"	1.93"	3.86"	9.84"	2.13"	6.81"	3.15"	2.64"	12.93
	4160AS	28,300	3/4"	2.36"	4.45"	11.02"	2.48"	7.76"	3.94"	3.70"	18.70

Alloy Eye Self Locking Hooks

	part number	WLL, lbs	size	A	B	C	D	F	G	weight, lbs/ea
	2020AS	4,500	9/32 - 5/16"	6.26"	1.06"	1.22"	1.38"	0.77"	1.06"	2.09
	2032AS	7,100	3/8"	7.37"	1.18"	1.58"	1.65"	1.06"	1.42"	3.85
	2054AS	12,000	1/2"	9.65"	1.58"	2.05"	2.09"	1.30"	1.7"	7.48

Alloy Eye Hooks with Latch

	part number	WLL, lbs	A	B	C	D	E	F	G	H	I	J	L	weight, lbs/ea
	1010AS	2,200	4.29"	1.46"	3.23"	0.75"	0.77"	2.76"	0.59"	2.20"	0.35"	0.79"	1.14"	0.52
	1015AS	3,300	4.88"	1.75"	3.54"	0.89"	0.89"	3.03"	0.69"	2.28"	0.43"	0.87"	1.22"	0.81
	1020AS	4,400	5.51"	2.05"	3.94"	1.08"	1.08"	3.54"	0.83"	2.60"	0.53"	0.91"	1.40"	1.34
	1030AS	6,600	6.57"	2.44"	4.72"	1.24"	1.26"	4.33"	0.96"	3.03"	0.59"	1.06"	1.73"	2.20
	1045AS	11,000	7.87"	2.91"	5.71"	1.54"	1.48"	5.00"	1.16"	3.70"	0.71"	1.26"	1.97"	3.07
	1070AS	15,400	11.02"	3.78"	7.95"	1.93"	2.05"	7.28"	1.50"	5.35"	0.98"	1.97"	2.83"	9.09