


GT-Series Snap-Tite '23' Interchange



- Compact profile is ideal for installation in tight spaces or applications that require a reduction in coupling weight.
- Couplers have a high concentration of locking balls to reduce incidents of brinneling during operation.
- Valve design minimizes spillage upon disconnection and air inclusion during connection.
- Specially designed for utility vehicles and related applications requiring a compact rugged coupling.
- Highly durable materials and corrosion resistant plating improves performance.

Performance Specifications	Operating Bar (PSI)	Burst Bar (PSI)	Flow Rate $\Delta P=1.5$ Bar	Locking Mechanism
3/8"	207 (3,000)	607 (8,800)	34 LPM (9 GPM)	10 Balls
'GT' Series Interchange	Snap-Tite	Faster	---	---
3/8"	23-Series	Series 'IPP'	---	---


GT-Series Snap-Tite '23' Interchange (Coupler)



(Female Thread)

Part Number	Body Size	Thread Size	Body Material	Weight (lb)	List Price	Bag Qty	Pack Qty
3GTF3	3/8"	3/8"-18 NPTF	steel	0.46	\$45.40	5	25


GT-Series Snap-Tite '23' Interchange (Coupler with Sleeve Bands)



(Female Thread)

Part Number	Body Size	Thread Size	Body Material	Weight (lb)	List Price	Bag Qty	Pack Qty
3GTF3-TG	3/8"	3/8"-18 NPTF	steel	0.47	\$50.08	5	25

GT-Series Snap-Tite '23' Interchange (Nipple)



(Female Thread)

Part Number	Body Size	Thread Size	Body Material	Weight (lb)	List Price	Bag Qty	Pack Qty
GT3F3	3/8"	3/8"-18 NPTF	steel	0.13	\$18.44	5	25



Attention Required!

Although a special lubricant is used to protect the flushface seals during pre-service storage, the seals are still vulnerable until they are exposed to the system fluid.

It is recommended to lubricate the seals before the first connection by placing a drop of oil into the main valve grooves on the face of the nipple and coupler.