


# SHD-Series Schrader/Rectus '17' Interchange


SHD-Series



- Twist-Lock couplers offer automatic connection and easy 1/8<sup>th</sup> turn disconnection, reducing incidents of accidental disconnection.
- Auto-Ball couplers also offer an automatic connection, using balls as the main locking mechanism.
- Auto-Ball couplers are designed to meet the needs of applications where there are tight areas for connect and disconnect.
- Twist-Lock couplers are constructed using an aluminum body with a steel enclosed sleeve to ensure reliability.
- Auto-Ball couplers are constructed of plated brass to ensure maximum corrosion resistance.

Performance Specifications	Operating Bar (PSI)	Min. Burst Bar (PSI)	Flow ΔP=0.4Bar (6.9 Bar Inlet)	Locking Mechanism
1/4" Auto-Ball	21 (300)	138 (2,000)	32 CFM	4 Balls
1/4" Twist-Lock	21 (300)	138 (2,000)	32 CFM	Toggle-Pawls
1/2" Twist-Lock	21 (300)	138 (2,000)	125 CFM	Toggle-Pawls
'SHD' Series Interchange	Parker	Tomco	Foster	Rectus
1/4" Auto-Ball	---	---	---	Series 17KA
1/4" Twist-Lock	Twist-Lock	Series TL	SHD	---
1/2" Twist-Lock	Twist-Lock	---	SHD	---


## SHD-Series Schrader Interchange (Automatic Twist-Lock Coupler)



(Female Thread)

Part Number	Body Size	Thread Size	Body Material	Weight (lb)	List Price	Bag Qty	Pack Qty
2SHDF2	1/4"	1/4"-18 NPTF	alum.	0.21	<b>\$15.00</b>	10	100
2SHDF3	1/4"	3/8"-18 NPTF	alum.	0.24	<b>16.45</b>	10	100
4SHDF3	1/2"	3/8"-18 NPTF	alum.	0.44	<b>27.23</b>	5	30
4SHDF4	1/2"	1/2"-14 NPTF	alum.	0.44	<b>27.23</b>	5	30
4SHDF6	1/2"	3/4"-14 NPTF	alum.	0.44	<b>28.14</b>	5	30


## SHD-Series Schrader/Rectus '17' Interchange (Nipple)



(Female Thread)

Part Number	Body Size	Thread Size	Body Material	Weight (lb)	List Price	Bag Qty	Pack Qty
SHD2F1	1/4"	1/8"-27 NPTF	steel	0.04	<b>\$2.75</b>	10	100
SHD2F2	1/4"	1/4"-18 NPTF	steel	0.07	<b>2.75</b>	10	100
SHD4F3	1/2"	3/8"-18 NPTF	steel	0.14	<b>5.64</b>	5	30

## SHD-Series Schrader Interchange (Twist-Lock Coupler)



(Male Thread)

Part Number	Body Size	Thread Size	Body Material	Weight (lb)	List Price	Bag Qty	Pack Qty
2SHDM2	1/4"	1/4"-18 NPTF	alum.	0.21	<b>\$15.00</b>	10	100
2SHDM3	1/4"	3/8"-18 NPTF	alum.	0.22	<b>16.45</b>	10	100
4SHDM3	1/2"	3/8"-18 NPTF	alum.	0.39	<b>27.23</b>	5	30
4SHDM4	1/2"	1/2"-14 NPTF	alum.	0.40	<b>27.23</b>	5	30