

CL-Series 'PCL' Interchange

- High flow valving system provides maximum flow capability while minimizing pressure drop.
- Automatic couplers offer the convenience of 'push-to-connect' coupling.
- CL-Series couplings offer improved side load performance over standard pneumatic couplings.


Performance Specifications	Operating Bar (PSI)	Min. Burst Bar (PSI)	Flow $\Delta P=0.4$ Bar (6.9 Bar Inlet)	Locking Mechanism
1/4"	34 (500)	138 (2,000)	33 CFM	4 Balls
'CL' Series Interchange	PCL	Rectus	CEJN	---
1/4"	Airflow	19KA	Series 295	---



CL-Series

CL-Series 'PCL' Interchange (Automatic Coupler)


Part Number	Body Size	Thread Size	Body Material	Weight (lb)	List Price	Bag Qty	Pack Qty
2CLBF2	1/4"	G1/4" BSPP	steel	0.30	\$10.74	10	100
2CLBF3	1/4"	G3/8" BSPP	steel	0.28	10.74	10	100



(Female Thread)

CL-Series 'PCL' Interchange (Nipple)


Part Number	Body Size	Thread Size	Body Material	Weight (lb)	List Price	Bag Qty	Pack Qty
CL2BF2	1/4"	G1/4" BSPP	steel	0.05	\$2.65	10	100
CL2BF3	1/4"	G3/8" BSPP	steel	0.06	2.65	10	100



(Female Thread)

CL-Series 'PCL' Interchange (Automatic Coupler)


Part Number	Body Size	Thread Size	Body Material	Weight (lb)	List Price	Bag Qty	Pack Qty
2CLBM2	1/4"	R1/4" BSPT	steel	0.30	\$10.74	10	100
2CLBM3	1/4"	R3/8" BSPT	steel	0.28	10.74	10	100



(Male Thread)

CL-Series 'PCL' Interchange (Nipple)


Part Number	Body Size	Thread Size	Body Material	Weight (lb)	List Price	Bag Qty	Pack Qty
CL2BM2	1/4"	R1/4" BSPT	steel	0.05	\$2.65	10	100
CL2BM3	1/4"	R3/8" BSPT	steel	0.06	2.65	10	100



(Male Thread)

CL-Series 'PCL' Interchange (Automatic Coupler)

Part Number	Body Size	Barb Configuration	Body Material	Weight (lb)	List Price	Bag Qty	Pack Qty
2CLS2	1/4"	1/4" Hose Barb	steel	0.05	\$10.74	10	100
2CLS3	1/4"	3/8" Hose Barb	steel	0.06	10.74	10	100



(Hose Barb - Standard)

CL-Series 'PCL' Interchange (Nipple)

Part Number	Body Size	Barb Configuration	Body Material	Weight (lb)	List Price	Bag Qty	Pack Qty
CL2S2	1/4"	1/4" Hose Barb	steel	0.05	\$2.65	10	100
CL2S3	1/4"	3/8" Hose Barb	steel	0.06	2.65	10	100



(Hose Barb - Standard)